

VICTORIAN DESIGNS & BORDERS



The Penny Hill Lounge, Dublin, Ireland

topCER

Indústria de Cerâmica, S.A.

WWW.TOPCER.COM



The Trinity Arch Hotel, Dublin - Ireland



Rydultowy Church - Poland



St. Patrick's Church, Lisburn - Northern Ireland









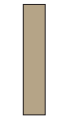
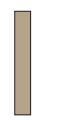








Private Residence



St. Barnabas Cathedral, Nottingham - UK

Designing Components


 SQUARE 146x146	 SQUARE 96x96	 4TR TRIANGLE (HALF) 93x93	 2TR TRIANGLE (QUARTER) 64x64	 1TR TRIANGLE (EIGHTH) 45x45	 HEX HEXAGON 100x115x57.5	 OCT OCTAGON 96x96		
 RECTANGLE 71x146 & 96x296	 6STP STRIP 29x146	 5STP STRIP 21x137	 3D DOT 29x29	 TR1/2D TRIANGLE 25x25	 TR1/4D TRIANGLE 20x20	 6D SQUARE 64x64	 1/2HEX 50x115x57 TR57EQ LOZ 50x100x57	 LZ LOZENGE 96x44x52

Note: Unless otherwise specified on respective design, the standard joints between the pieces in sheet mounted modules are 4 mm. All designing components are supplied in 8mm thickness.

Patterns can be customised using colours available in stock or shared with other designs. Octagons, Hexagons, Triangles, Strips, 3D and 6D squares and Lozenges are not available in granite or speckled colours.

Custom combinations are priced individually upon request.


BELFAST



BORDER 422x147 mm
CORNER 166x166x147 mm

13 16 18


GUILFORD



BORDER 422x147 mm
CORNER 166x166x147 mm

14 20 21


MAYFAIR



BORDER 422x47 mm

14 21

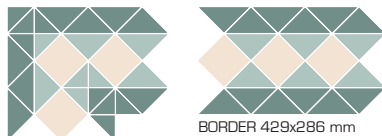
TALLINN



BORDER 422x147 mm
CORNER 166x166x147 mm

03 04 14


SINTRA



BORDER 429x286 mm
CORNER 359x359x286 mm

13 16 18


ELGIN 1



420x100 mm

04 20


ELGIN 2



420x100 mm

20 21


MONTROSE



403x47 mm

14 21


INVER JEDDAH *



BORDER 413x53 mm
CORNER 107x107x53 mm

11 14 16 20 21


INVER LONDON *



BORDER 413x53 mm
CORNER 107x107x53 mm

11 14 16 18


ESTORIL YELLOW *



BORDER 413x53 mm
CORNER 107x107x53 mm

14 16 20 21

ESTORIL GREEN *




BORDER 413x53 mm
CORNER 107x107x53 mm

14 16 18

* Strips are supplied loose


STRAND



BORDER 422x140 mm
CORNER 211x211x140 mm

14 16


STRAND with 1 strip



BORDER 422x190 mm
CORNER 236x236x190 mm

14 20

AVEIRO



BORDER 422x190 mm
CORNER 236x236x190 mm

11 16 21

PORTREE BLACK



CORNER 236x236x190 mm

BORDER 422x190 mm



14 16

PORTREE BLUE



CORNER 236x236x190 mm

BORDER 422x190 mm



11 13 21

STRAND with 2 strips



CORNER 260x260x239 mm

BORDER 422x239 mm



11 14 19

KENSINGTON



CORNER 350x211x141 mm

BORDER 419x141 mm



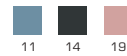
14 16 20

KENSINGTON with 1 strip



CORNER 375x236x191 mm

BORDER 419x191 mm



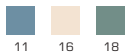
11 14 19

RICHMOND GREEN



CORNER 400x261x241 mm

BORDER 419x241 mm




11 16 18

BRUSSELS



CORNER 400x261x241 mm

BORDER 419x241 mm



07 16 30

KALININGRAD



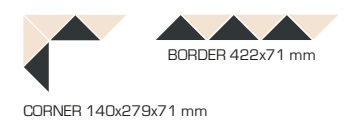
CORNER 400x261x241 mm

BORDER 419x241 mm



11 14 16 18 19

HENLEY



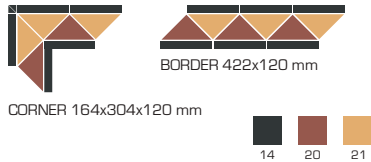
CORNER 140x279x71 mm

BORDER 422x71 mm



14 16

RICHMOND BLACK



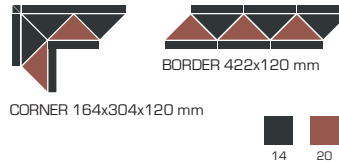
CORNER 164x304x120 mm

BORDER 422x120 mm



14 20 21

NOTTINGHAM



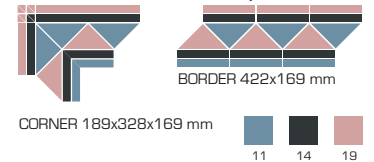
CORNER 164x304x120 mm

BORDER 422x120 mm



14 20

HENLEY with 2 strips



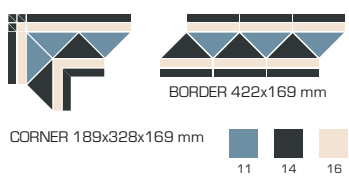
CORNER 189x328x169 mm

BORDER 422x169 mm



11 14 19

HONG KONG



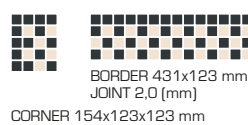
CORNER 189x328x169 mm

BORDER 422x169 mm



11 14 16

KHARKOV



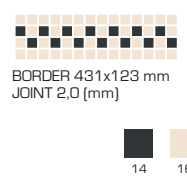
CORNER 154x123x123 mm

BORDER 431x123 mm
JOINT 2,0 (mm)



14 16

LAXFORD

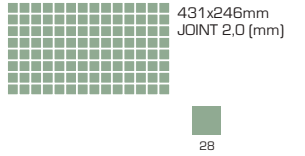


BORDER 431x123 mm
JOINT 2,0 (mm)



14 16

DOUBLE LAXFORD (GRANADA)

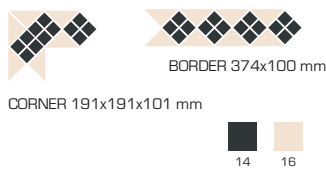


431x246mm
JOINT 2,0 (mm)



28

LISBON



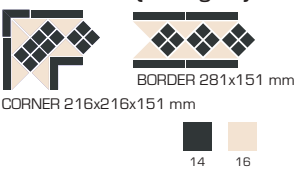
CORNER 191x191x101 mm

BORDER 374x100 mm



14 16

LISBON 1 (octagon)



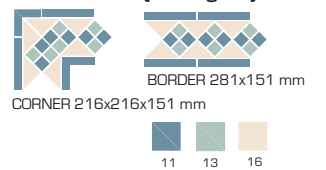
CORNER 216x216x151 mm

BORDER 281x151 mm



14 16

LISBON 2 (octagon)



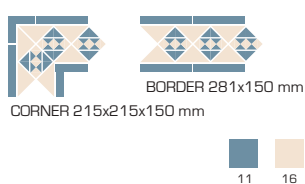
CORNER 216x216x151 mm

BORDER 281x151 mm



11 13 16

MUNICH 1



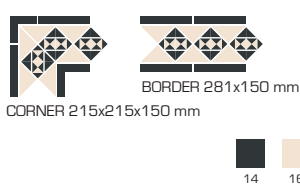
CORNER 215x215x150 mm

BORDER 281x150 mm



11 16

MUNICH 2



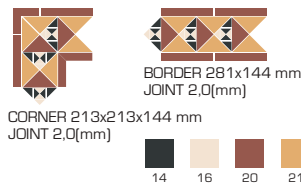
CORNER 215x215x150 mm

BORDER 281x150 mm



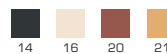
14 16

BERLIN



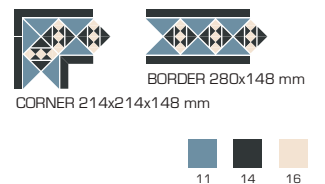
CORNER 213x213x144 mm
JOINT 2,0 (mm)

BORDER 281x144 mm
JOINT 2,0 (mm)



14 16 20 21

BONN



CORNER 214x214x148 mm

BORDER 280x148 mm



11 14 16

WESTMINSTER*




BORDER 407x87 mm
 CORNER 105x146x87 mm

* Strips are supplied loose

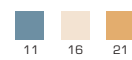


CUBIC YELLOW*




BORDER 392x51 mm


* Strips are supplied loose




STIRLING



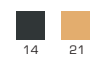
376x32 mm



ST. SEPULCHRE



BORDER 430x69 mm
 CORNER 81x112x69 mm



ABERDEEN*




BORDER 384x100 mm
 CORNER 196x96x100 mm

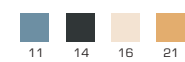
* Strips are supplied loose




MARVILA YELLOW




BORDER 494x98 mm




MARVILA BLUE



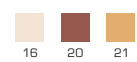
BORDER 494x98 mm




DUBLIN




BORDER 494x98 mm




BOLOGNA with 2 strips



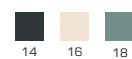
BORDER 420x169 mm
 CORNER 190x330x169 mm




GENEVA



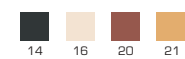
BORDER 420x120 mm
 CORNER 165x305x120 mm




TOMAR



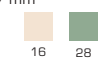
BORDER 281x151 mm
 CORNER 261x167x151 mm




VENEZIA



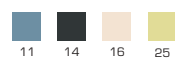
BORDER 280x127 mm
 CORNER 121x260x127 mm




BALDONNEL with 1 strip



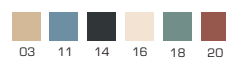
BORDER 281x123 mm
 CORNER 166x236x123 mm



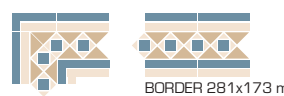
BALDONNEL with 2 strips



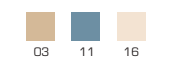
BORDER 281x173 mm
 CORNER 190x261x173 mm




ROMA



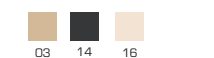
BORDER 281x173 mm
 CORNER 190x261x173 mm



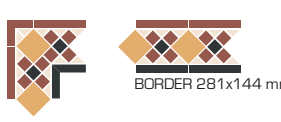
ORPINGTON



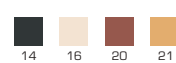
BORDER 281x173 mm
 CORNER 190x261x173 mm



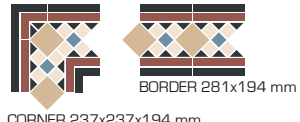
SOFIA



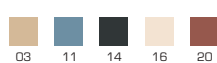
BORDER 281x144 mm
 CORNER 212x212x144 mm



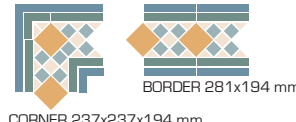
OXFORD



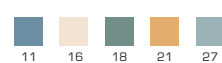
BORDER 281x194 mm
 CORNER 237x237x194 mm



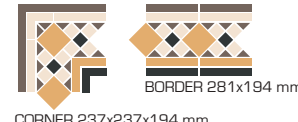
AMIENS



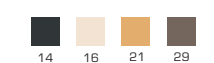
BORDER 281x194 mm
 CORNER 237x237x194 mm




BRIGHTON



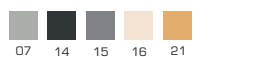
BORDER 281x194 mm
 CORNER 237x237x194 mm




BRISBANE




BORDER 281x194 mm
 CORNER 237x237x194 mm



GDANSK




BORDER 281x194 mm
 CORNER 237x237x194 mm




GDANSK 2

ABU DHABI




BORDER [A & B] 281x147 mm
 CORNER 166x166x147 mm


A (50%) B (50%)



NOVGOROD



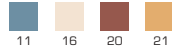
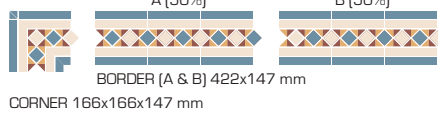
BORDER 422x147 mm
 CORNER 166x166x147 mm



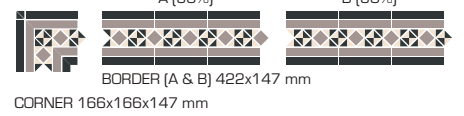
SAMARA



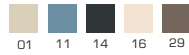
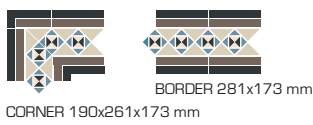
MOSCOW



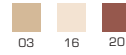

ROSTOV



PARIS



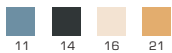
MALAGA



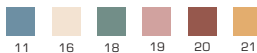
YORK BLUE



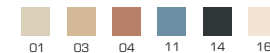
YORK YELLOW



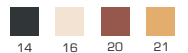
DUBAI



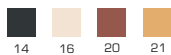
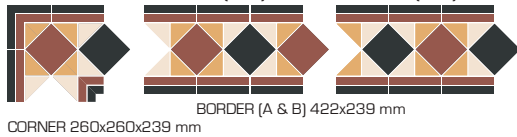
MUSCAT



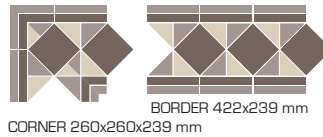
MANAMA



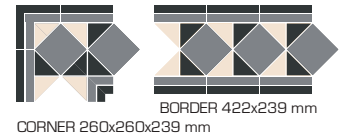
ZURICH



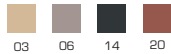
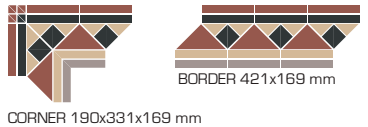
BASEL



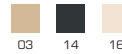
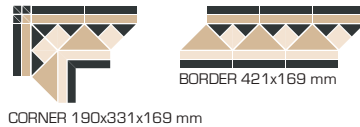
BERN



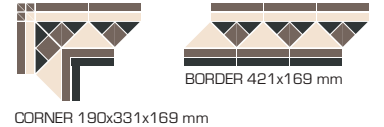
GLASGOW



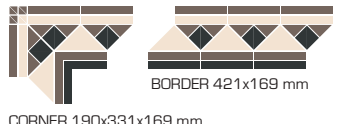
EDINBURG



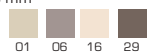
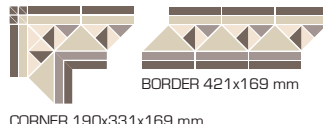
RIGA



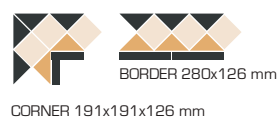
VILNIUS



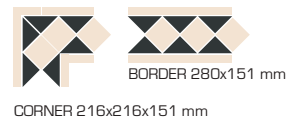
GOTHENBURG



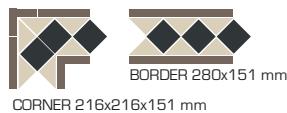
BUDAPEST



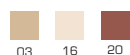
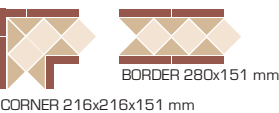
CUBIC



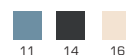
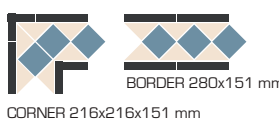
ODESSA 1



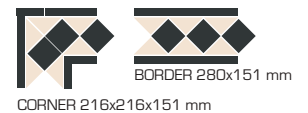
ODESSA 2



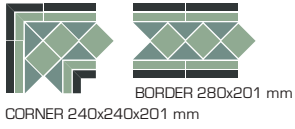
STRASBURG



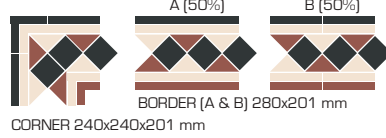
MELBOURNE with 1 strip



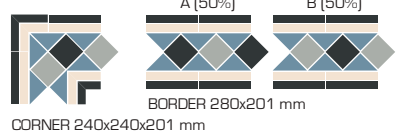
MELBOURNE GREEN



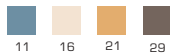
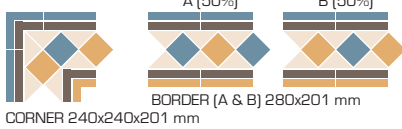
MELBOURNE with 2 strips



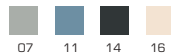
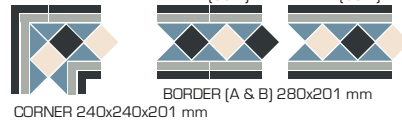
TAMPERE



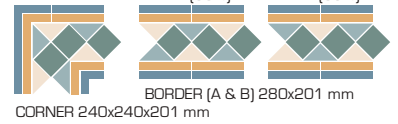
ASTANA



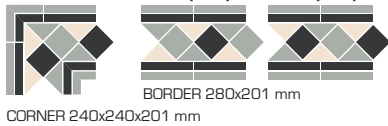
AMSTERDAM



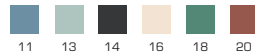
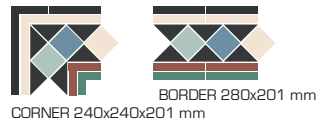
LILLE



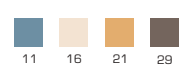
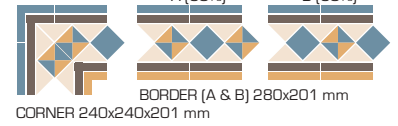
CAMBRIDGE



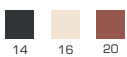
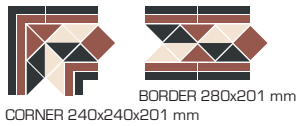
SEVENOAKS



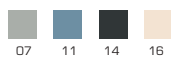
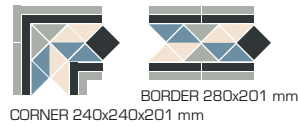
KIEV



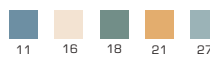
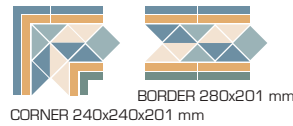
NEWCASTLE



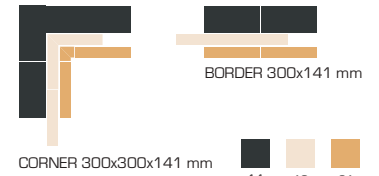
DUNDEE




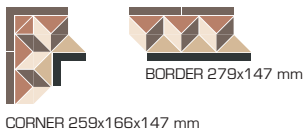
ORLEANS



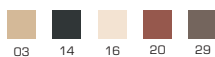
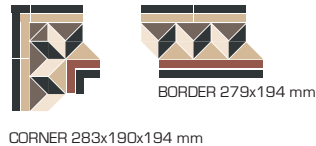
CANNES



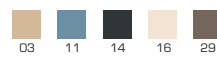
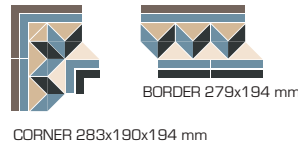
DOHA



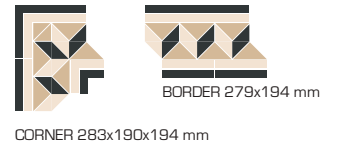
MANCHESTER



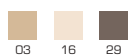
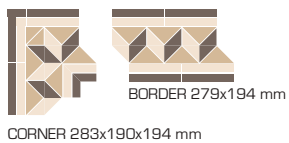
MINSK



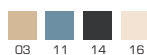
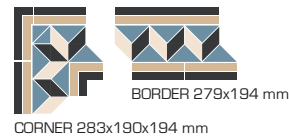
BRISTOL



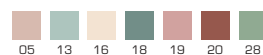
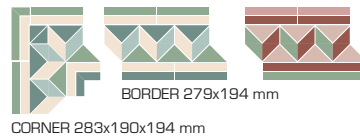
PRAGUE



SWANSEA

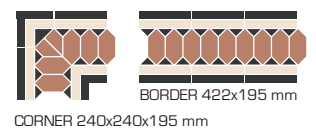


BERGEN GREEN



PINK

FLORENCE



POZNAN



BORDER 419x235 mm
 CORNER 257x257x235 mm
 01 14 16 29

DOVER



BORDER 419x235 mm
 CORNER 257x257x235 mm
 14 16

DERBY



BORDER 419x235 mm
 CORNER 257x257x235 mm
 01 04 29

SIENA



CORNER (I) 256x256x166 mm



CORNER (E) 256x256x166 mm

04 14 16

ISTANBUL



CORNER (I) 256x256x166 mm



CORNER (E) 256x256x166 mm

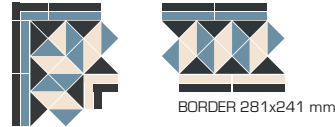
03 04 20 29

WINDSOR



CORNER 331x237x241 mm
 BORDER 281x241 mm
 03 04 14 16

CHESTER



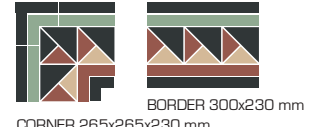
CORNER 331x237x241 mm
 BORDER 281x241 mm
 11 14 16

BIRMINGHAM



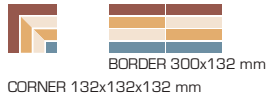
CORNER 265x265x240 mm
 BORDER 300x240 mm
 07 14 15 16

NIMES



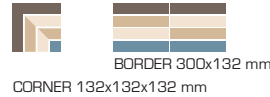
CORNER 265x265x230 mm
 BORDER 300x230 mm
 03 14 20 28

BAKU



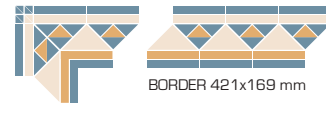
CORNER 132x132x132 mm
 BORDER 300x132 mm
 11 16 20 21

BUCHAREST



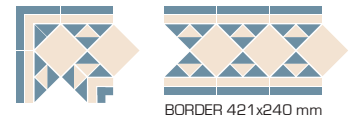
CORNER 132x132x132 mm
 BORDER 300x132 mm
 03 11 16 29

AUCKLAND



CORNER 190x331x169 mm
 BORDER 421x169 mm
 11 16 21

SYDNEY



CORNER 261x261x240 mm
 BORDER 421x240 mm
 11 16

ATHENS



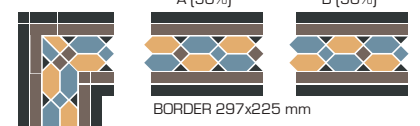
CORNER 185x216x185 mm
 BORDER 246x216 mm
 14 16

GREENWICH



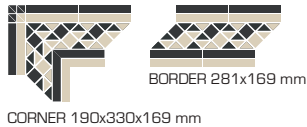
CORNER 259x259x237 mm
 BORDER 422x237 mm
 11 14 16 18 28

MELROSE



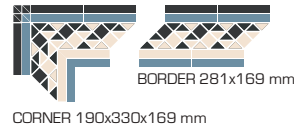
CORNER 315x255x225 mm
 BORDER 297x225 mm
 A [50%] B [50%]
 11 14 21 29

ROTTERDAM



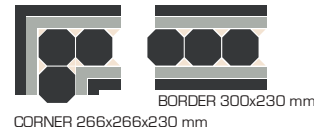
CORNER 190x330x169 mm
 BORDER 281x169 mm
 01 14

CARDIFF



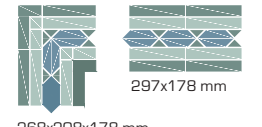
CORNER 190x330x169 mm
 BORDER 281x169 mm
 11 16 14

HAMBURG



CORNER 266x266x230 mm
 BORDER 300x230 mm
 07 14 16

UTAH



268x208x178 mm
 BORDER 297x178 mm
 11 13 18





Restaurant Cafe Del Sol - Germany



Restaurant - Latvia

INVER JEDDAH



SHEET 294x294 mm

OCT 96x96
LOZENGE 96x44x52
DOT 29x29 (3D)
TR1/4 DOT 20x20


JOINT 4,0 (mm)





BORDER 413x53 mm

CORNER 107x107x53 mm

* Strips are supplied loose



INVER LONDON



SHEET 294x294 mm

OCT 96x96
LOZENGE 96x44x52
DOT 29x29 (3D)
TR1/4 DOT 20x20

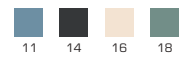
JOINT 4,0 (mm)




BORDER 413x53 mm

CORNER 107x107x53 mm

* Strips are supplied loose



BELFAST



SHEET 294x294 mm

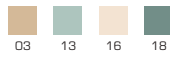
OCT 96x96
LOZENGE 96x44x52
DOT 29x29 (3D)

JOINT 4,0 (mm)




BORDER 422X147 mm

CORNER 166X166X147 mm



GUILFORD



SHEET 294x294 mm

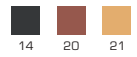
OCT 96x96
LOZENGE 96x44x52
DOT 29x29 (3D)

JOINT 4,0 (mm)





BORDER 422X147 mm

CORNER 166X166X147 mm



ESTORIL YELLOW



SHEET 301x301 mm

LOZENGE 96x44x52
DOT 29x29 (3D)
TR1/2 DOT 25x25

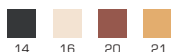
JOINT 4,0 (mm)




BORDER 413x53 mm

CORNER 107x107x53 mm

* Strips are supplied loose





ESTORIL BLUE



SHEET 301x301 mm



ESTORIL GREEN



SHEET 301x301 mm

LOZENGE 96x44x52
DOT 29x29 (3D)
TR1/2 DOT 25x25

JOINT 4,0 (mm)



BORDER 413x53 mm

CORNER 107x107x53 mm

* Strips are supplied loose





Private Residence



Alex-Group Restaurant, Frankfurt - Germany



Cults Hotel, Aberdeen - UK



Pub Liberty, Kaliningrad - Russia

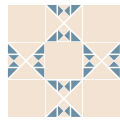



Algarve Shopping, Albufeira - Portugal



Private Residence

MUNICH 1



SHEET 300x300 mm

96x96
 2TR 64x64
 TR1/2 DOT 25x25
 TR1/4 DOT 20x20

JOINT 4,0 (mm)




CORNER 215x215x150 mm

BORDER 281x150 mm



MUNICH 2



SHEET 300x300 mm

96x96
 2TR 64x64
 TR1/2 DOT 25x25
 TR1/4 DOT 20x20

JOINT 4,0 (mm)




CORNER 215x215x150 mm

BORDER 281x150 mm



RICHMOND GREEN



GREEN



SHEET 300x300 mm

96x96
 2TR 64x64

JOINT 4,0 (mm)

PINK



SHEET 300x300 mm




CORNER 400x261x241 mm

BORDER 419x241 mm



RICHMOND BLACK



BLACK



SHEET 300x300 mm

96x96
 2TR 64x64

JOINT 4,0 (mm)

BLUE



SHEET 300x300 mm




CORNER 164x304x120 mm

BORDER 422x120 mm




AVEIRO



A-1



A-2



A-3

SHEET 300x300 mm

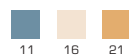
96x96
 2TR 64x64

JOINT 4,0 (mm)




CORNER 236x236x190 mm

BORDER 422x190 mm



CASCAIS



C-1



C-2

SHEET 300x300 mm

96x96
 2TR 64x64
 4TR 93x93

JOINT 4,0 (mm)





Private Residence



Hotel Miramar, Madeira – Portugal





Hotel Narendra Bhawan, Rajasthan – India

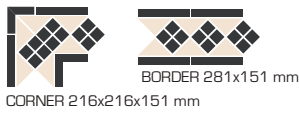


Taberna Real, Madrid – Spain

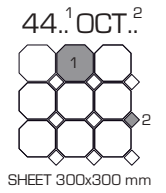

OCTAGON [4416 OCT 14]



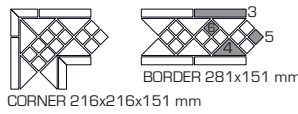
OCT 96x96
 DOT 29x29 (3D)
 JOINT 4,0 (mm)



OCTAGON CUSTOMISED COMPOSITIONS




OCT 96x96
 DOT 29x29 (3D)
 JOINT 4,0 (mm)

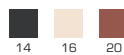
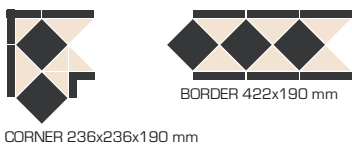


- 1 - check the colours available in octagon 96x96.
- 2 - choose the dot colour.
- 3, 4, 5, 6, 7 - also inform required colours for the other components.



PORTREE BLACK



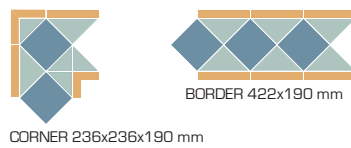
96x96
 OCT 96x96
 LOZENGE 96x44x52
 DOT 29x29 (3D)
 JOINT 4,0 (mm)





PORTREE BLUE



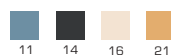
96x96
 OCT 96x96
 LOZENGE 96x44x52
 DOT 29x29 (3D)
 JOINT 4,0 (mm)





YORK YELLOW



OCT 96x96
 DOT 29x29 (3D)
 TR1/2 DOT 25x25
 JOINT 4,0 (mm)



YORK BLUE



OCT 96x96
 DOT 29x29 (3D)
 TR1/2 DOT 25x25
 JOINT 4,0 (mm)





Fruehauf shop – Germany



Kirsons Māja, Lido – Latvia



Showroom – Malaysia



Sinod and Senate Palace, St. Petersburg – Russia




Harat's Irish Pub, Blagoveshchenk – Russia



Private Residence

LAS VEGAS



LA-3
 LA-1
 LA-2


SHEET 300x300 mm

96x96
 2TR 64x64
 4TR 93x93

JOINT 4,0 (mm)

03 04 16 18

NOTTINGHAM



N-1
 N-2
 N-3

SHEET 300x300 mm

96x96
 4TR 93x93


JOINT 4,0 (mm)

BORDER 422x120 mm

CORNER 164x304x120 mm

04 14 16 20 21

LISBON



L-3
 L-2
 L-1


SHEET 300x300 mm

96x96
 2TR 64x64
 4TR 93x93

JOINT 4,0 (mm)

11 14 16 20 21

COIMBRA




SHEET 300x300 mm

96x96
 4TR 93x93

JOINT 4,0 (mm)

03 04 14 16 20 21

MAGIC SHEET



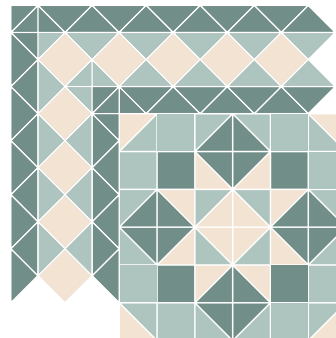
SHEET 300x300 mm

96x96
 4TR 93x93

JOINT 4,0 (mm)

01 06 29 30

SINTRA



S-1

SHEET 300x300 mm

96x96
 4TR 93x93

JOINT 4,0 (mm)

S-c S-b

BORDER 429x286 mm

CORNER 359x359x286 mm

13 16 18



Coffee shop La Madrileña, Madrid - Spain

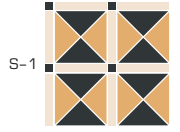



Pub Britannica, Kaliningrad - Russia

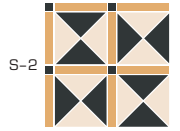


Restaurant, Wokingham - UK

ST. SEPULCHRE

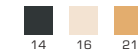


SHEET 331x331 mm



4TR 93x93
 5STP 21x137
 TR1/4 DOT 20x20


JOINT 4,0 (mm)



CORNER 81x112x69 mm

BORDER 430x69 mm

TOMAR



SHEET 249x249 mm

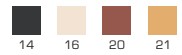
OCT 96x96
 LOZENGE 96x44x52
 DOT 29x29 (3D)
 TR1/2 DOT 25x25

JOINT 4,0 (mm)





CORNER 261x167x151 mm

BORDER 281x151 mm



CUBIC



SHEET 421x142 mm

96x96
 2TR 64x64


JOINT 4,0 (mm)



CORNER 216x216x151 mm

BORDER 280x151 mm

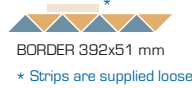
CUBIC YELLOW



SHEET 421x142 mm


96x96
 2TR 64x64

JOINT 4,0 (mm)




BORDER 392x51 mm

* Strips are supplied loose



DUBLIN



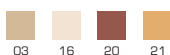
D-1 (50%)

D-2 (50%)


SHEET 247x494 mm

146x146
 6STP 29x146
 DOT 29x29 (3D)
 TR1/2 DOT 25x25
 TR1/4 DOT 20x20

JOINT 4,0 (mm)



MARVILA



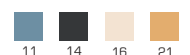
BLUE

YELLOW

SHEET 247x494 mm

146x146
 6STP 29x146
 DOT 29x29 (3D)

JOINT 4,0 (mm)





Private Residence



Private Residence



Private Residence




Sinod and Senate Palace, St. Petersburg – Russia



Private Swimming Pool, Aveiro – Portugal

VENEZIA



SHEET 300x300 mm

OCT 96x96
 TR1/4 DOT 20x20

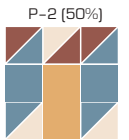
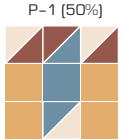

JOINT 4,0 (mm)



BORDER 280x127 mm

CORNER 121x260x127 mm

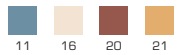
PRISMS



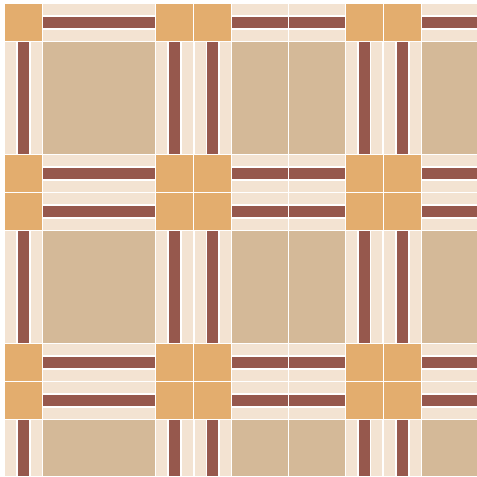
SHEET 300x300 mm

96x96
 4TR 93x93

JOINT 4,0 (mm)



1



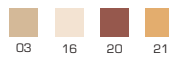
MUMBAI




SHEET 250x250 mm

146x146
 96x96
 6STP 29x146


JOINT 4,0 (mm)



2



BALDONNEL



B-1 (50%)

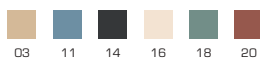


B-2 (50%)

SHEET 300x300 mm

96x96
 64x64 (6D)
 2TR 64x64
 1TR 45x45


JOINT 4,0 (mm)



BORDER 281x173 mm

CORNER 190x261x173 mm

NEW YORK



SHEET 300x300 mm

96x96
 4TR 93x93

JOINT 4,0 (mm)





Pousada dos Loios, Évora - Portugal



Topcer Reception - Portugal



Private Residence

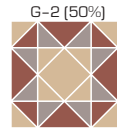
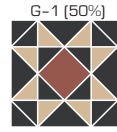



Private Residence



Bar Temple & Sons, London - UK

GLASGOW



SHEET 283x283 mm

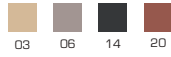
96x96
 4TR 93x93
 2TR 64x64

JOINT 4,0 (mm)




CORNER 190x331x169 mm

BORDER 421x169 mm



MANCHESTER



SHEET 293x293 mm

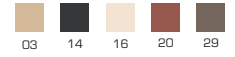
96x96
 2TR 64x64
 1TR 45x45

JOINT 2,5 (mm)




CORNER 283x190x194 mm

BORDER 279x194 mm



EDINBURGH



SHEET 300x300 mm

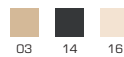
96x96
 64x64 (6D)
 4TR 93x93
 2TR 64x64
 1TR 45x45

JOINT 4,0 (mm)




CORNER 190x331x169 mm

BORDER 421x169 mm



BRIGHTON



SHEET 300x300 mm

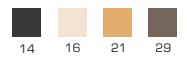
96x96
 64x64 (6D)
 4TR 93x93
 1TR 45x45

JOINT 4,0 (mm)

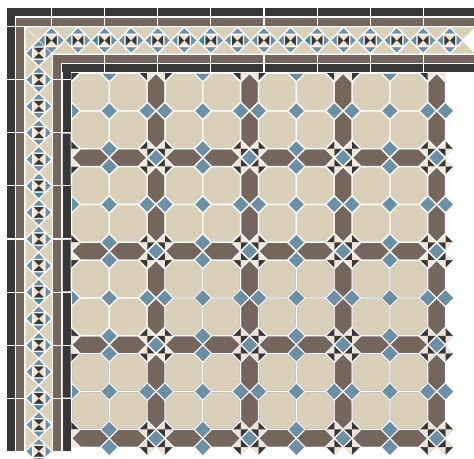


CORNER 237x237x194 mm

BORDER 281x194 mm



PARIS



SHEET 247x247 mm

OCT 96x96
 LOZENGE 96x44x52
 DOT 29x29 (3D)
 TR1/4 DOT 20x20

JOINT 4,0 (mm)




CORNER 190x261x173 mm

BORDER 281x173 mm




OXFORD



SHEET 300x300 mm
 96x96, 4TR 93x93
 2TR 64x64



SHEET 200x200 mm
 64x64 (6D), 4TR 93x93
 2TR 64x64, 1TR 45x45



SHEET 200x300 mm
 96x96

JOINT 4,0 (mm)



CORNER 237x237x194 mm

BORDER 281x194 mm





Hotel Narendra Bhawan, Rajasthan – India



Private Residence



Private Residence



Private Residence




Amundsen Bryggeri & Spiseri, Oslo – Norway



Auberge de la Jeunesse, Paris – France

MADRID



M-1 (50%)



M-2 (50%)




SHEET 240x480 mm

146x146
 6STP 29x146
 TR1/2 DOT 25x25
 TR1/4 DOT 20x20

JOINT 2,0 (mm)



PAMPLONA



SHEET 181x363 mm

146x146
 DOT 29x29 (3D)
 6STP 29x146

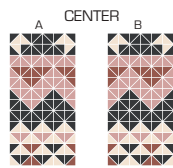
JOINT 4,0 (mm)




ST. PETERSBURG



TOPS
 SHEET 350x58 mm



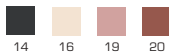
EACH SHEET 175x350 mm




SHEET 204x234 mm

TR1/2 DOT 25x25

JOINT 2,0 (mm)



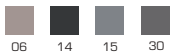
TORONTO




SHEET 241x481 mm

96x96
 5STP 21x137
 4TR 93x93

JOINT 4,0 (mm)



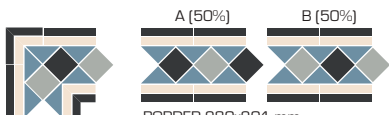
TAMPERE



SHEET 300x300 mm

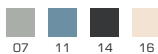
96x96
 4TR 93x93
 2TR 64x64

JOINT 4,0 (mm)


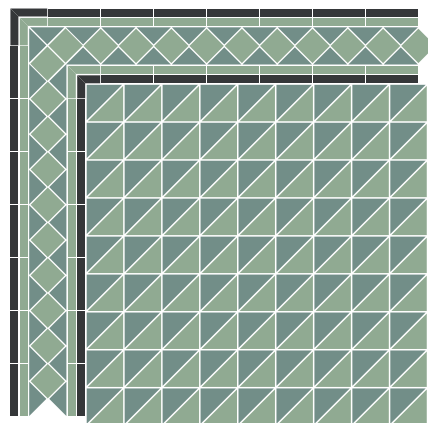


BORDER 280x201 mm

CORNER 240x240x201 mm



MELBOURNE



SHEET 300x300 mm

4TR 93x93

JOINT 4,0 (mm)



BORDER 280x201 mm

CORNER 240x240x201 mm





Brasserie Coup D'État, Paris - France




Restaurant, Castanheira de Pêra - Portugal



Private Residence



Private Residence

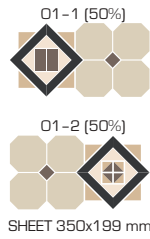



Bakery, Oxford Street, London - UK

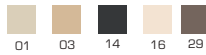


Hightail Docklands Bar & Pub, Melbourne - Australia

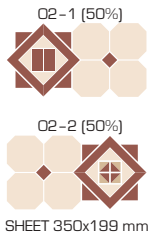

ODESSA 1



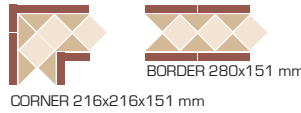
(AREA 0,06m²)
 OCT 96x96
 DOT 29x29 (3D)
 1TR 45x45
 TR1/2 DOT 25x25
 5STP 21x137
 JOINT 4,0 (mm)




ODESSA 2



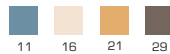
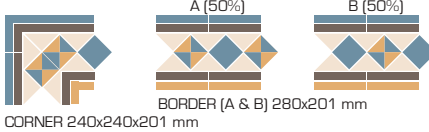
(AREA 0,06m²)
 OCT 96x96
 DOT 29x29 (3D)
 1TR 45x45
 TR1/2 DOT 25x25
 5STP 21x137
 JOINT 4,0 (mm)



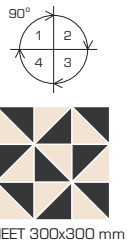

KIEV



64x64 (6D)
 DOT 29x29 (3D)
 TR1/2 DOT 25x25
 TR1/4 DOT 20x20
 LOZENG 96x44x52
 JOINT 4,0 (mm)




KHARKOV



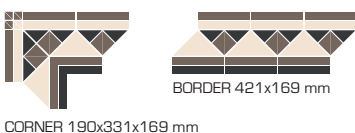
4TR 93x93
 JOINT 4,0 (mm)





RIGA




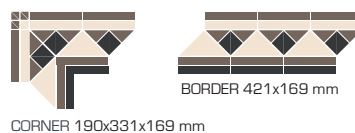
4TR 93x93
 2TR 64x64
 1TR 45x45
 JOINT 4,0 (mm)



VILNIUS



4TR 93x93
 2TR 64x64
 1TR 45x45
 JOINT 4,0 (mm)





Private Residence



Brasserie La Bombe, Paris - France




Restaurant Manger, Paris - France



Brasserie La Terrasse des Archives, Paris - France

MINSK



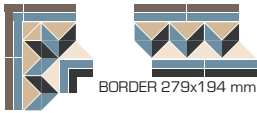
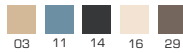
SHEET 300x300 mm

4TR 93x93
 2TR 64x64

JOINT 4,0 (mm)



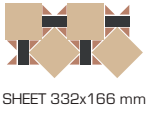

96x96
 *Supplied loose



CORNER 283x190x194 mm

BORDER 279x194 mm

TALLINN



SHEET 332x166 mm

96x96
 TR1 / 2D DOT 25x25
 6STP (S)

JOINT 4,0 (mm)




CORNER 166x166x147 mm

BORDER 422x147 mm



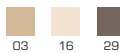
PRAGUE



SHEET 300x300 mm

4TR 93x93
 2TR 64x64
 1TR 45x45

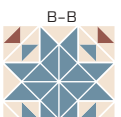
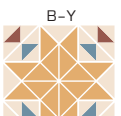
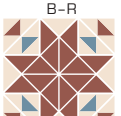

JOINT 4,0 (mm)



CORNER 283x190x194 mm

BORDER 279x194 mm

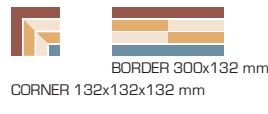
BAKU



SHEET 298x298 mm

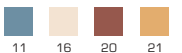
2TR 64x64
 1TR 45x45

JOINT 4,0 (mm)




CORNER 132x132x132 mm

BORDER 300x132 mm



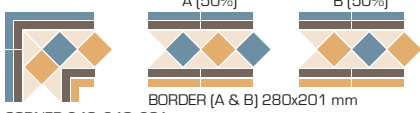

ASTANA



SHEET 298x298 mm

2TR 64x64
 1TR 45x45

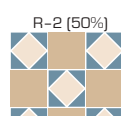
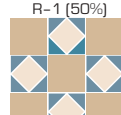

JOINT 4,0 (mm)



CORNER 240x240x201 mm

BORDER (A & B) 280x201 mm

ROMA



SHEET 300x300 mm

96x96
 64x64 (6D)
 1TR 45x45

JOINT 4,0 (mm)



CORNER 190x261x173 mm

BORDER 281x173 mm



DUBAI

D-1 (50%) D-2 (50%)
 SHEET 447x224 mm

LOZENGE 96x44x52
 TR1/2 DOT 25x25
 TR1/4 DOT 20x20

JOINT 2.0 (mm)

BORDER 422x122 mm
 CORNER 166x166x122 mm

11 16 18 19 20 21

MUSCAT

M-1 (50%) M-2 (50%)
 SHEET 447x224 mm

LOZENGE 96x44x52
 TR1/2 DOT 25x25
 TR1/4 DOT 20x20

JOINT 2.0 (mm)

BORDER 422x122 mm
 CORNER 166x166x122 mm

01 03 04 11 14 16

MANAMA

SHEET 296x296 mm

LOZENGE 96x44x52
 1TR 45x45
 64x64 (6D)

BORDER 422x122 mm
 CORNER 166x166x122 mm

14 16 20 21

DOHA

SHEET 293x293 mm

LOZENGE 96x44x52
 1TR 45x45

BORDER 279x147 mm
 CORNER 259x166x147 mm

03 04 14 16 29

ABU DHABI

SHEET 296x296 mm

LOZENGE 96x44x52
 1TR 45x45
 TR1/2 DOT 25x25
 DOT 29x29 (3D)

A (50%) B (50%)
 BORDER (A & B) 281x147 mm
 CORNER 166x166x147 mm

11 16 18 21 28

VIENNA

V-1 V-2 V-3 V-4
 SHEET 303x303 mm


LOZENGE 96x44x52
 1TR 45x45
 TR1/2 DOT 25x25
 DOT 29x29 (3D)

JOINT 3.0 (mm)

V-3 V-4
 SHEET 303x303 mm SHEET 303x303 mm

04 11 16 21 25

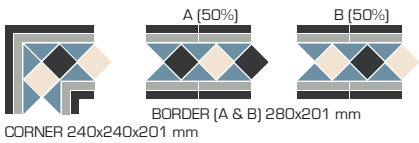
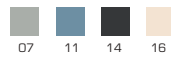
AMSTERDAM



SHEET 300x300 mm

96x96
 4TR 93x93


JOINT 4,0 (mm)



CORNER 240x240x201 mm

BORDER (A & B) 280x201 mm

BRATISLAVA



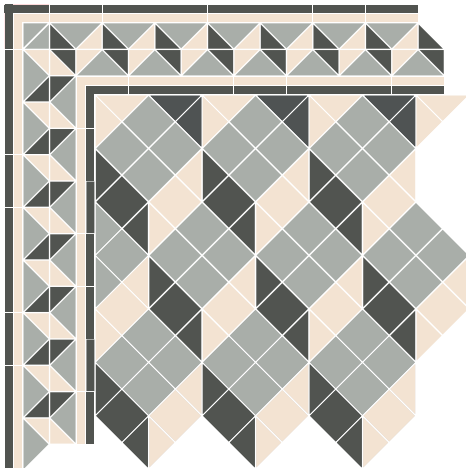
SHEET 188x375 mm

4TR 93x93
 5STP 21x137

JOINT 3,0 (mm)



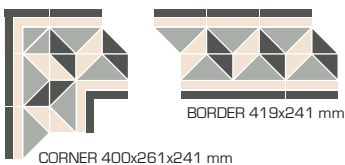
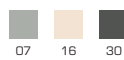
BRUSSELS



SHEET 300x300 mm
 (AREA 0,08m²)

96x96
 4TR 93x93


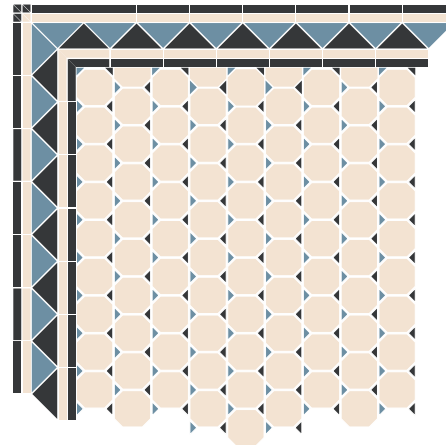
JOINT 4,0 (mm)



CORNER 400x261x241 mm

BORDER 419x241 mm

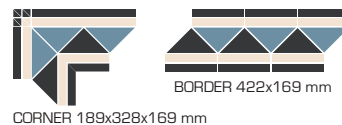
HONG KONG



SHEET 300x300 mm

OCT 96x96
 TR1/2 DOT 25x25



JOINT 4,0 (mm)



CORNER 189x328x169 mm

BORDER 422x169 mm

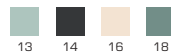
GENEVA



SHEET 303x303 mm

1TR 45x45

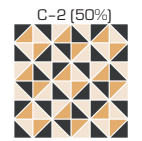
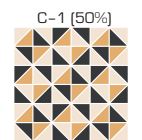

JOINT 3,0 (mm)



CORNER 165x305x120 mm

BORDER 420x120 mm

CANNES



SHEET 303x303 mm

1TR 45x45


JOINT 3,0 (mm)



CORNER 300x300x141 mm

BORDER 300x141 mm

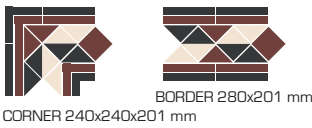

NEWCASTLE



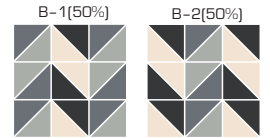

SHEET 300x300 mm

4TR 93x93
96x96

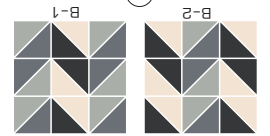
JOINT 4,0 (mm)



BIRMINGHAM

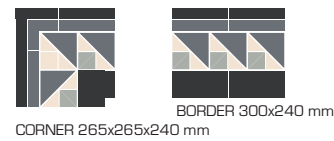
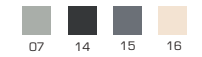


SHEET 300x300 mm




4TR 93x93

JOINT 4,0 (mm)



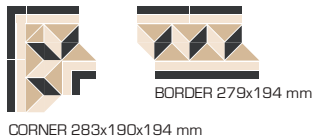
BRISTOL




SHEET 300x300 mm

96x96
4TR 93x93

JOINT 4,0 (mm)



LEEDS



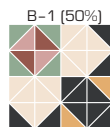

SHEET 300x300 mm

4TR 93x93

JOINT 4,0 (mm)



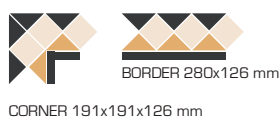
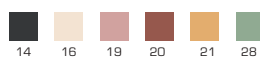
BUDAPEST




SHEET 276x276 mm

2TR 64x64

JOINT 3,0 (mm)



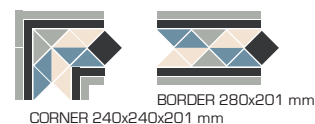
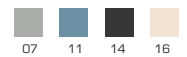
DUNDEE



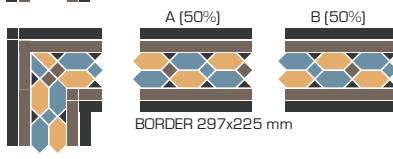
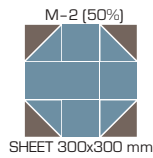
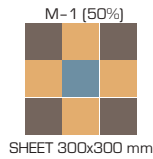
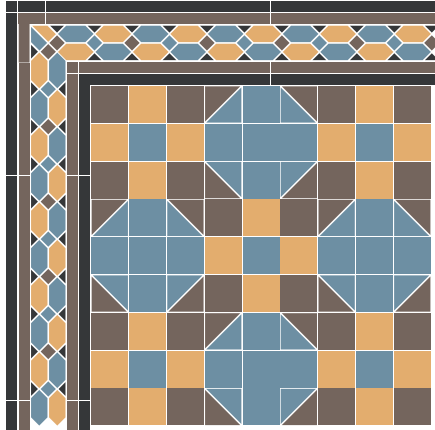
SHEET 300x300 mm

96x96
2TR 64x64

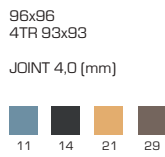
JOINT 4,0 (mm)



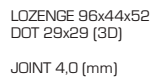
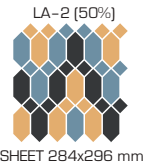
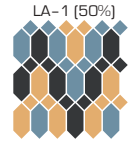

MELROSE



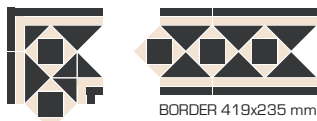
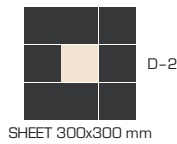


CORNER 315x255x225 mm




LOS ANGELES



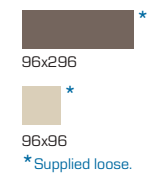
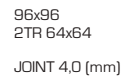

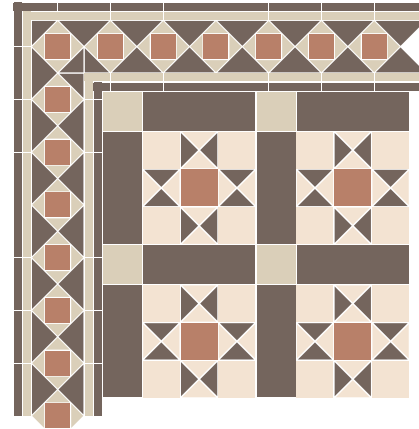
DOVER



CORNER 257x257x235 mm

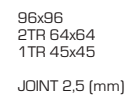

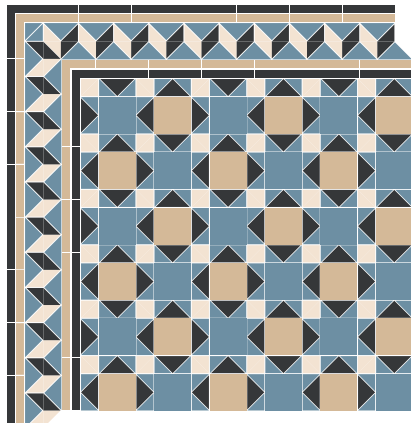


DERBY

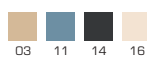


CORNER 257x257x235 mm

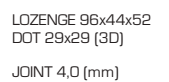
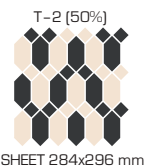
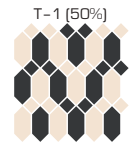

SWANSEA



CORNER 283x190x194 mm



TURIN





Restaurant Kraby Kutaby, Moscow – Russia



Restaurant Pescarus, Bucharest – Romania



Restaurant Pescarus, Bucharest – Romania

NIMES

SHEET 300x300 mm

64x64 (6D)
 4TR 93x93
 2TR 64x64
 1TR 45x45

JOINT 4,0 (mm)

CORNER 265x265 mm
 BORDER 300x230 mm

03 14 20 28

EVORA

SHEET 300x300 mm

4TR 93x93
 1TR 45x45

JOINT 4,0 (mm)

06 14 16 20 21 29

LILLE

L

SHEET 350x199 mm
 (AREA 0,06m²)

OCT 96x96
 DOT 29x29 (3D)
 64x64 (6D)
 2TR 64x64
 1TR 45x45

JOINT 4,0 (mm)

A (50%) B (50%)

BORDER (A & B) 280x201 mm
 CORNER 240x240x201 mm

11 16 18 21 27

AMIENS

A

SHEET 350x199 mm
 (AREA 0,06m²)

OCT 96x96
 DOT 29x29 (3D)
 2TR 64x64
 1TR 45x45
 TR1/2 DOT 25x25
 TR1/4 DOT 20x20

JOINT 4,0 (mm)

BORDER 281x194 mm
 CORNER 237x237x194 mm

11 16 18 21 27

ORLEANS

L (50%)

SHEET 350x199 mm
 (AREA 0,06m²)

A (50%)

SHEET 350x199 mm
 (AREA 0,06m²)

OCT 96x96
 DOT 29x29 (3D)
 2TR 64x64
 1TR 45x45
 TR1/2 DOT 25x25
 TR1/4 DOT 20x20

JOINT 4,0 (mm)

BORDER 280x201 mm
 CORNER 240x240x201 mm

11 16 18 21 27

STRASBURG

SHEET 350x199 mm
 (AREA 0,06m²)

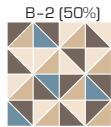


OCT 96x96
 DOT 29x29 (3D)
 64x64 (6D)
 2TR 64x64
 1TR 45x45

JOINT 4,0 (mm)

BORDER 280x151 mm
 CORNER 216x216x151 mm

11 14 16

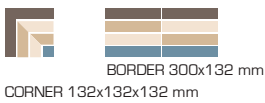
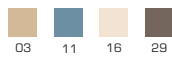
BUCHAREST



SHEET 276x276mm

2TR 64x64


JOINT 3,0 (mm)



CORNER 132x132x132 mm

BORDER 300x132 mm

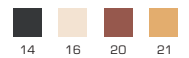
SOFIA



SHEET 276x276mm

2TR 64x64


JOINT 3,0 (mm)



CORNER 212x212x144 mm

BORDER 281x144 mm

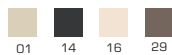
POZNAN



SHEET 276x276mm

2TR 64x64


JOINT 3,0 (mm)



CORNER 257x257x235 mm

BORDER 419x235 mm

NEWPORT



180°



SHEET 400x200 mm

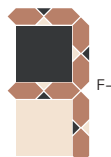
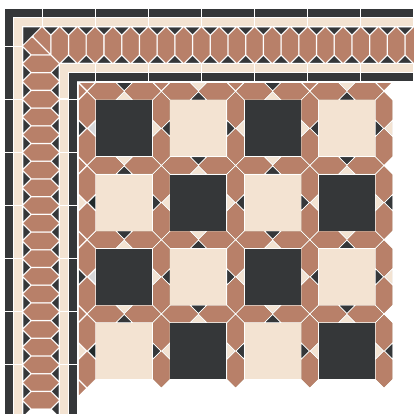
96x96

4TR 93x93

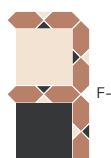
JOINT 4,0 (mm)



FLORENCE



F-1 (50%)

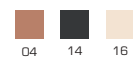


F-2 (50%)

SHEET 393x196mm

146x146
 LOZENGE 96x44x52
 TR1/2 DOT 25x25

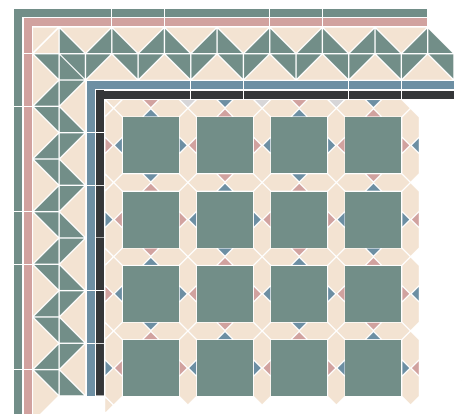
JOINT 3,5 (mm)



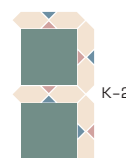
CORNER 240x240x195 mm

BORDER 422x195 mm

KALININGRAD



K-1 (50%)

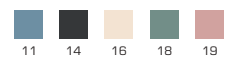


K-2 (50%)

SHEET 393x196mm

146x146
 LOZENGE 96x44x52
 TR1/2 DOT 25x25


JOINT 3,5 (mm)



CORNER 400x261x241 mm

BORDER 419x241 mm

SYDNEY



SHEET 389x195 mm


OCT 96x96
LOZENGE 96x44x52
DOT 29x29 (3D)
6STP (S)

JOINT 4,0 (mm)



CORNER 261x261x240 mm
BORDER 421x240 mm

BRUGES



B-1

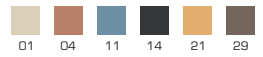


B-2


SHEET 389x195 mm

LOZENGE 96x44x52
1TR 45x45
TR1/2 DOT 25x25

JOINT 4,0 (mm)



MONACO




SHEET 212x212 mm

96x96
2TR 64x64
TR1/4 DOT 20x20
5STP 21x137

JOINT 3,0 (mm)



NICE



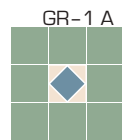
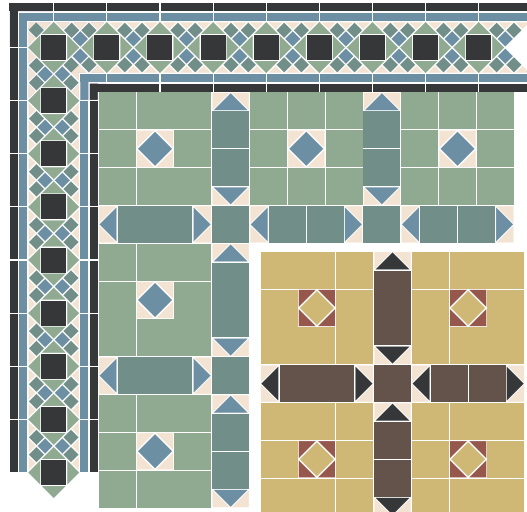
SHEET 424x212 mm

96x96
2TR 64x64
TR1/4 DOT 20x20
5STP 21x137

JOINT 3,0 (mm)



GREENWICH



SHEET 300x300 mm

GR-2 A

SHEET 100x400 mm

GR-1 B

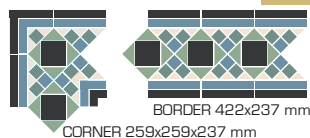
SHEET 300x300 mm

GR-2 B

SHEET 100x400 mm

96x96
64x64 (6D)
2TR 64x64
1TR 45x45



JOINT 4,0 (mm)



BORDER 422x237 mm

CORNER 259x259x237 mm

STOCKHOLM



SHEET 328x328 mm

96x96
2TR 64x64
TR1/4 DOT 20x20
5STP 21x137

JOINT 3,5 (mm)





Private Residence




Topcer Showroom - Portugal



Private Residence

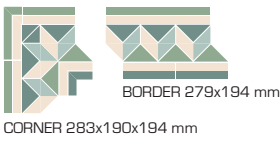
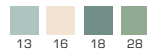
BERGEN GREEN



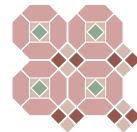

SHEET 295x295 mm

LOZENGE 96x44x52
 DOT 29x29 (3D)
 TR1/2DOT 25x25

JOINT 4,0 (mm)



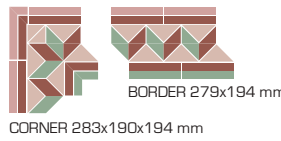
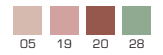
BERGEN PINK




SHEET 295x295 mm

LOZENGE 96x44x52
 DOT 29x29 (3D)
 TR1/2DOT 25x25

JOINT 4,0 (mm)



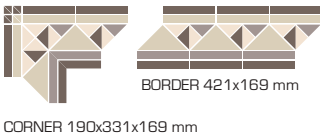
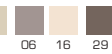
GOTHENBURG




SHEET 295x295 mm

LOZENGE 96x44x52
 DOT 29x29 (3D)
 TR1/2DOT 25x25

JOINT 4,0 (mm)



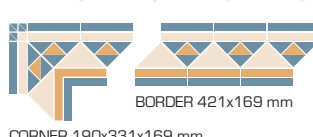

AUCKLAND




SHEET 389x195 mm

LOZENGE 96x44x52
 1TR 45x45
 TR1/2 DOT 25x25

JOINT 4,0 (mm)



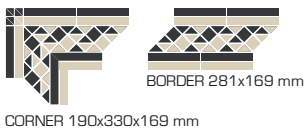
ROTTERDAM





SHEET 300x300 mm

4TR 93x93
 2TR 64x64
 1TR 45x45

JOINT 4,0 (mm)

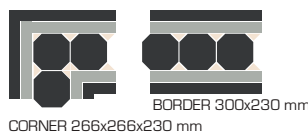


HAMBURG



SHEET 296x296 mm

LOZENGE 96x44x52
 1TR 45x45
 TR1/2 DOT 25x25
 DOT 29x29 (3D)



CAMBRIDGE

C-1 (50%)
 C-2 (50%)
 SHEET 283x283 mm

A (50%) B (50%)
 BORDER 280x201 mm

CORNER 240x240x201 mm

96x96
 4TR 93x93
 2TR 64x64

JOINT 4,0 (mm)

07 14 16

CARDIFF

C-1
 C-2
 C-3
 SHEET 300x300 mm

BORDER 281x169 mm

CORNER 190x330x169 mm

96x96
 64x64 (6D)
 4TR 93x93
 2TR 64x64
 1TR 45x45

JOINT 4,0 (mm)

11 16 14

SEVENOAKS

S-1
 S-2
 S-3
 SHEET 300x300 mm

BORDER 280x201 mm

CORNER 240x240x201 mm

96x96
 64x64 (6D)
 4TR 93x93
 2TR 64x64
 1TR 45x45

JOINT 4,0 (mm)

11 13 14 16 18 20

ORPINGTON

SHEET 306x306 mm

BORDER 281x173 mm

CORNER 190x261x173 mm

OCT 96x96
 DOT 29x29 (3D)
 TR1/2 DOT 25x25

JOINT 4,0 (mm)

03 14 16

BRISBANE

SHEET 300x300 mm

BORDER 281x194 mm

CORNER 237x237x194 mm

96x96
 64x64 (6D)
 4TR 93x93
 1TR 45x45

JOINT 4,0 (mm)

07 14 15 16 21

WARSAW

SHEET 300x300 mm

4TR 93x93

JOINT 4,0 (mm)

04 16

LAGOS

90°
 1 2
 4 3

SHEET 300x300 mm

96x96
 4TR 93x93
 JOINT 4,0 (mm)

03 11 14 16

FARO

SHEET 300x300 mm

96x96
 4TR 93x93
 JOINT 4,0 (mm)

03 11 14 16

MARRAKECH

M-1(50%) M-2(50%)

SHEET 225x450 mm

146x146
 71x146
 71x71
 JOINT 4,0 (mm)

11 16 20 21 28

RABAT

SHEET 225x450 mm

146x146
 71x146
 71x71
 JOINT 4,0 (mm)

11 14 16

GDANSK

SHEET 417x244 mm

96x96
 64x64 (6D)
 LOZENGE 96x44x52
 TR1/2DOT 25x25
 JOINT 4,0 (mm)

BORDER 281x194 mm

CORNER 237x237x194 mm

11 14 18 20 21

GDANSK 2

SHEET 417x244 mm

96x96
 64x64 (6D)
 LOZENGE 96x44x52
 TR1/2DOT 25x25
 JOINT 4,0 (mm)

BORDER 281x194 mm

CORNER 237x237x194 mm

01 05 13 18 28



Private Residence



Hotel, London - UK



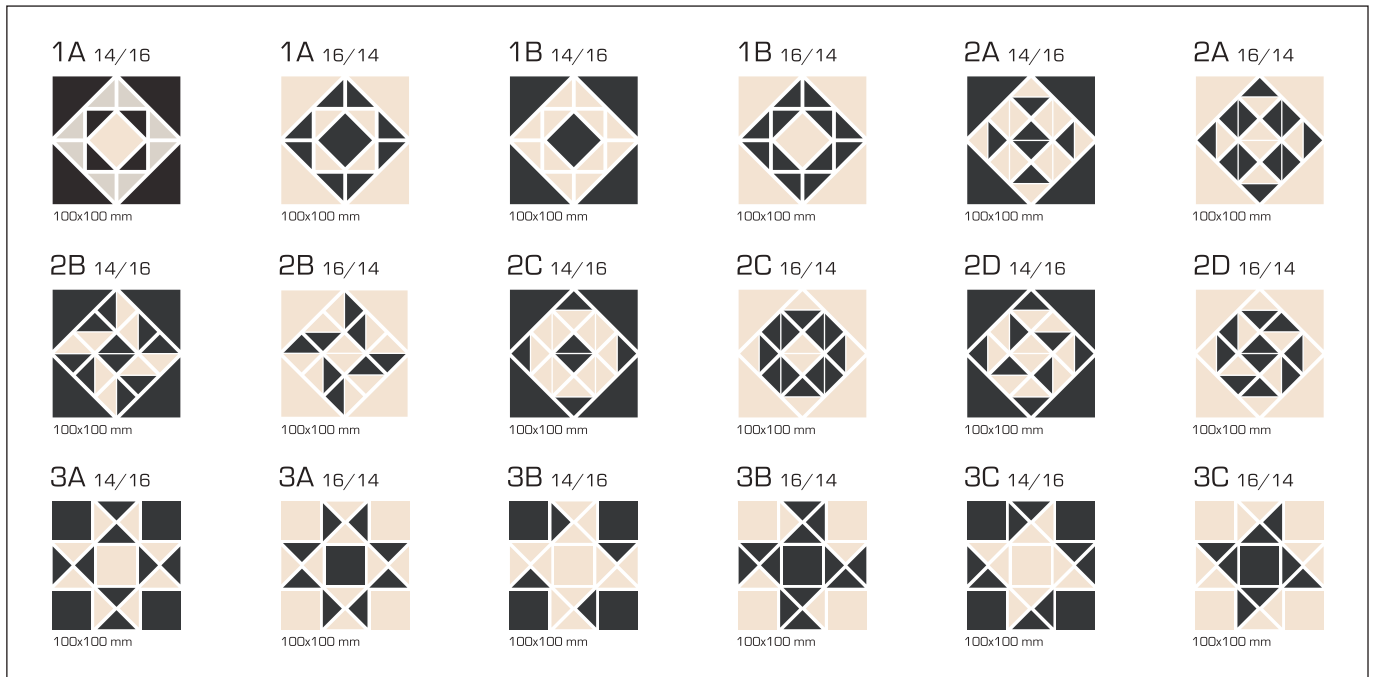
Private Residence




The Paternoster Pub, London – UK



Restaurant Amber Legend, Yantarny – Russia



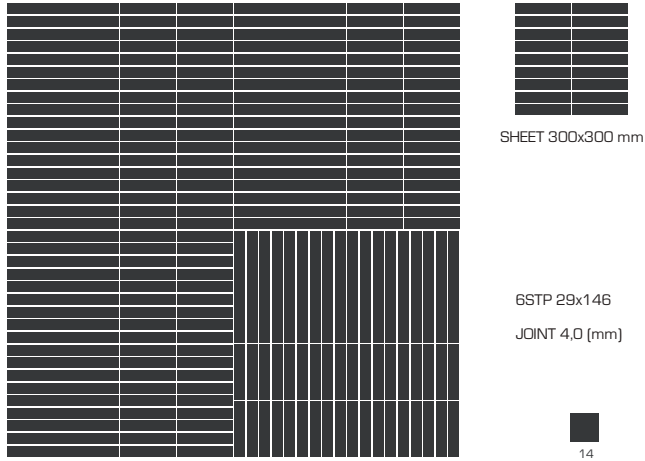
Eurovite Showroom, Ede – Netherlands



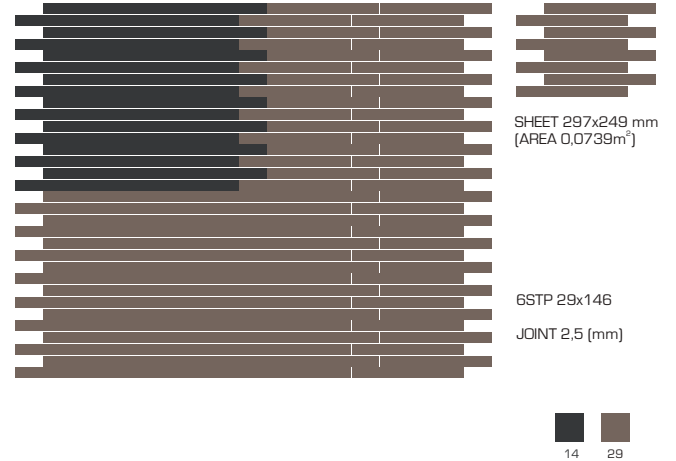
Examples

INSERTS ON MESH


MIAMI




HELSINKI



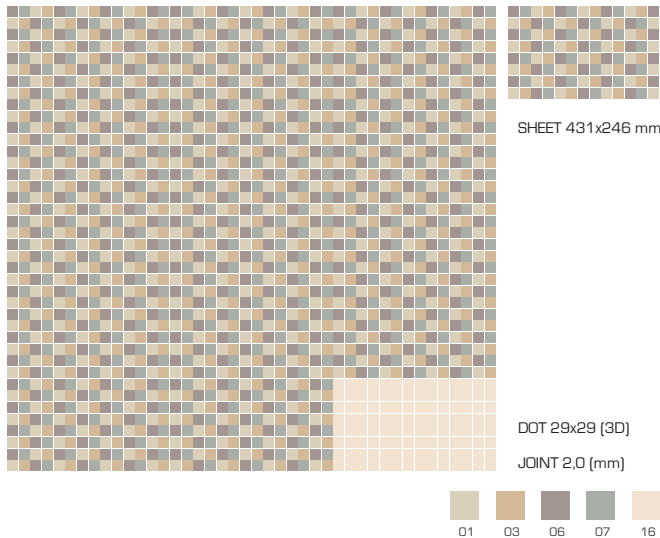
MALMO



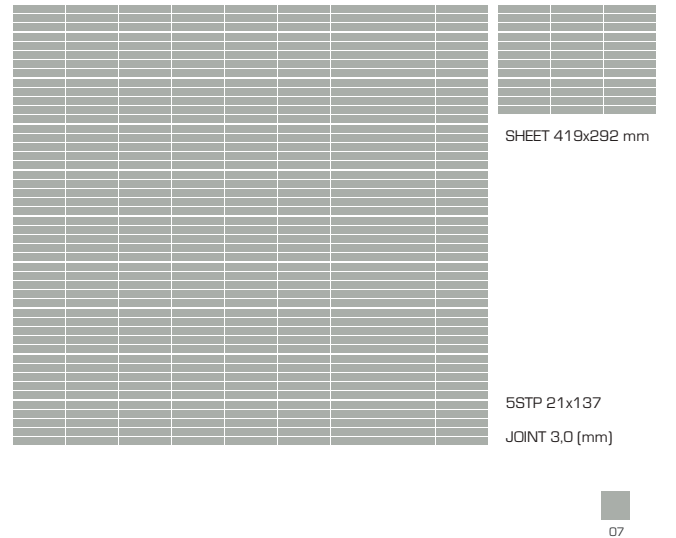
ODENSE



GRANADA



BARCELONA





World Financial Center, New York – USA



Paul, Tower 42, London – UK




Hewing Boutique Hotel, Minneapolis – USA



Private Residence

WEAVE 6 STP




SHEET 240x240 mm
 (AREA 0,0576m²)

6STP 29x146
 TR1/2DOT 25x25
 JOINT 2,0 (mm)



WEAVE 5 STP





SHEET 216x216 mm
 (AREA 0,0466m²)

5STP 21x137
 DOT 29x29 (3D)
 JOINT 4,0 (mm)



ALASKA



SHEET 300x346 mm

ANCHORAGE




SHEET 300x346 mm

6STP 29x146
 5STP 21x137
 JOINT 4,0 (mm)




OSLO



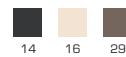
SHEET 300x315 mm
 (AREA 0,0945m²)

OSLO 1




SHEET 300x315 mm
 (AREA 0,0945m²)

71x146
 6STP 29x146
 JOINT 4,0 (mm)



VANCOUVER





SHEET 395x204 mm
 (AREA 0,0806m²)

5STP 21x137
 JOINT 3,0 (mm)



VALENCIA




SHEET 295x295 mm
 (AREA 0,0870m²)

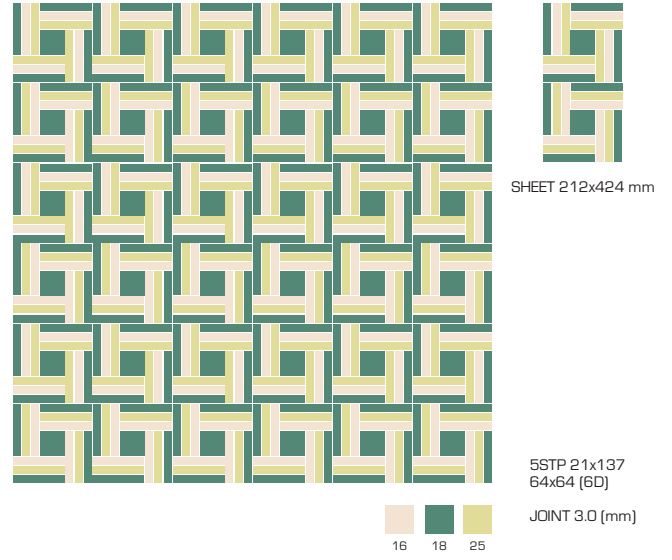
64x64 (6D)
 DOT 29x29 (3D)
 JOINT 3,0 (mm)




ANTWERP



ANTWERP GREEN




LARNACA GREEN




LARNACA



CANTERBURY 1




CANTERBURY 2



LOZENGES ON MESH

HOLLYWOOD



SHEET 284x305 mm
 (AREA 0,08662m²)


LOZENGE 96x44x52

JOINT 4,0 (mm)



14 16 21

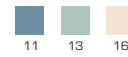
SAN FRANCISCO



SHEET 284x305 mm
 (AREA 0,08662m²)


LOZENGE 96x44x52

JOINT 4,0 (mm)



11 13 16

SAN DIEGO



SHEET 284x305 mm
 (AREA 0,08662m²)


LOZENGE 96x44x52

JOINT 4,0 (mm)



14 16

SEATTLE



SHEET 284x305 mm
 (AREA 0,08662m²)



LOZENGE 96x44x52

JOINT 4,0 (mm)



16 20

PORTLAND



P-07

SHEET 284x305 mm
 (AREA 0,08662m²)



P-14


SHEET 284x305 mm
 (AREA 0,08662m²)

LOZENGE 96x44x52

JOINT 4,0 (mm)




07 14



P-15

SHEET 284x305 mm
 (AREA 0,08662m²)



P-16

SHEET 284x305 mm
 (AREA 0,08662m²)

LOZENGE 96x44x52

JOINT 4,0 (mm)



15 16



Meritori School, Espoo – Finland




Restaurant Nando's, Colchester – UK



Velskolan, Leirikeskus – Finland



Private Residence

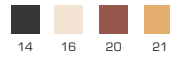


DAMAN




LOZ 50x100x57

SHEET 206x206 mm



HEX 10x10 *



DIU




LOZ 50x100x57

SHEET 206x206 mm



HEX 10x10 *

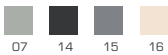


MALACA




HEX 10x10
 1/2 HEX 115x50x57
 LOZ 50x100x57
 TR57EQ

SHEET 309x309 mm



HEX 10x10 *

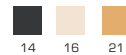


TIMOR




HEX 10x10
 LOZ 50x100x57
 TR57EQ

SHEET 309x309 mm



HEX 10x10 *



MACAU




1/2 HEX 115x50x57
 LOZ 50x100x57

SHEET 309x309 mm



HEX 10x10 *



GOA




LOZ 50x100x57

SHEET 206x206 mm



HEX 10x10 *

LOZ 50x100x57 *
 * Supplied loose



PANJIM



LOZ 50x100x57

SHEET 206x206 mm



HEX 10x10 *

LOZ 50x100x57 *
 * Supplied loose

*Hexagons 10x10 [100x115x57] are supplied loose (1 carton = 100 pieces = 0,92m2) with advisable laying joint of 3 mm.



Coffee Shop, Algarve – Portugal



Brasserie La Bombe, Paris – France



Brewery in Aidablu – Cruise Ship





Cafe Singer, St. Petersburg – Russia



Private Residence



The Liffey Restaurant, Minnesota – USA



The Thirsty Bull Pub, Dublin – Ireland



Restaurant Vertigo, Nyack, New York – USA



Irish Pub Dirty Nelly's, Halifax – Canada



Mirka Headquarters, Jepua, Finland



Private Residence



Private Residence



Private Residence



Restaurant Midi, Reims – France



Hotel Mansionhaus – Goa



Private Residence



Saku Gastro Restaurant, Tallinn – Estonia



Private Residence

CONTEMPORANEOUS SERIES



Cabrillo Boulevard, Santa Barbara, CA - USA



Indústria de Cerâmica, S.A.

ISO 9001 & ISO 14001 Certified

EXPORT OFFICE:

Largo da Estação, 8 - 2º Fte - 2750-340 Cascais • Portugal
Tel. +351 214 844 788/9 - Fax +351 214 841 091
Email: lx@topcer.com

FACTORY:

Rua do Monte Grande 10, Zona Industrial de OIã - 3770-068 OIã • Portugal
Tel. +351 234 722 395 - Fax +351 234 722 397
Email: av@topcer.com

